

# INSTRUCTIONS FOR ASSEMBLING The HULK

421

© 1966 MARVEL COMICS GROUP and AURORA PLASTICS CORP.

**IMPORTANT - READ THIS FIRST!**

**AURORA**

Before assembling model, study sketch carefully.

**Important**—Apply cement to inside surfaces only. Avoid getting cement on outer surfaces of model sections. Use cement very sparingly and avoid getting cement on hands, so as not to mar or smear plastic surfaces.

Do not hurry. Work carefully and patiently. **Important Note:** Before proceeding to cement parts together, it is advisable to fit parts together dry (without cement) so that you may familiarize yourself with the parts and how they go together, also noting the points where cement is to be applied.

For best results assemble model exactly in the order indicated.

**This kit is molded of styrene plastic—Use only Aurora's Fireproof Styrene Cement and Aurora's Speed-Dry Enamel. Assure yourself of a perfect model every time!**



"THE ENAMEL WITH THE SPRAYED ON LOOK"



**SPEED-DRY ENAMELS** are AURORA'S REVOLUTIONARY NEW ENAMEL PAINTS developed after years of research especially for Plastic Models and other products of Wood, Metal, Glass or China.

LITHO. IN U. S. A.

© 1966


**AURORA PLASTICS CORP.**  
West Hempstead, L. I., N. Y.

MADE IN U. S. A.

Every effort has been made to insure the completeness of this kit—however, should any part be missing, write directly to:

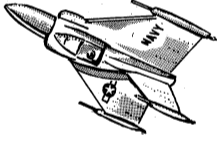
**AURORA PLASTICS CORP.**  
West Hempstead, L. I., N. Y., Dept. M

(When writing please print your NAME and ADDRESS PLAINLY!)



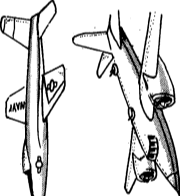
## MODERN DAY FIGHTERS

F8U-1 Crusader  
B-47 Stratojet  
Douglas F4D  
Grumman F9F6 "Cougar"  
B-52 Stratofortress  
Convair F102 "Dart"  
Lockheed F-104 "Starfighter"  
F-100 Super Sabre  
F-106 Canvair Bomber  
F-99 Lockheed  
F-94C "Starfire"  
F86D Sabre Jet  
Convair V-44 "Pogo"  
Lockheed VTO  
Vertiflet with Platform Trailer  
F-101 Voodoo  
North American F-107A  
F-105 Thunderchief  
Avro Arrow CF105



## WORLD'S FIRST MANNED SPACE SHIP

X-15 Sateloid Rocket Plane

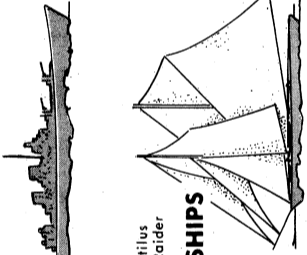


## GIANT BOMBERS

B-26 Martin "Marauder"  
B-29 Superfortress  
B-25 Mitchell Bomber  
B-17 "Catalina"  
B-58 Hustler  
Russian Nuclear Bomber

## FAMOUS WARSHIPS

Pocket Battleship Graf Spee  
Battleship U.S.S. Iowa  
Destroyer U.S.S. Halford  
Carrier U.S.S. Saratoga  
Destroyer U.S.S. Bannion  
Cruiser U.S.S. St. Paul  
Carrier U.S.S. Forrestal  
Submarine U.S.S. Sea Wolf  
Atomic Submarine S.S.N. Nautilus  
"Q" Ship Atlantis—German Raider

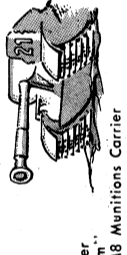


## FAMOUS SAILING SHIPS

Pirate Ship Black Falcon  
Chinese Junk  
Viking Ship  
Brite Horse Schooner  
Cutty Sark  
Corair


## FAMOUS ARMY COMBAT UNITS

German "Panther" Tank  
Russian "Stalin" Tank  
"General Patton" Tank  
U.S. Army 8" Howitzer  
U.S. Army M8 Munitions Carrier  
U.S. Army 155 MM "Long Tom"  
U.S. Army 8" Howitzer with M8 Munitions Carrier



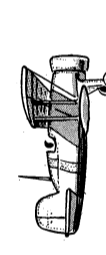
## WHIRLYBIRDS

Piasecki H-25A "Army Mule"  
Kaman Hok "Egg Beater"  
Hiller Hornet "Kom Jet"  
Sikorski S-35 "Windmill"  
Piasecki H-21 "Work Horse"



## POPULAR PLANES OF THE 1930's

Boeing P-24A  
Boeing P-12E  
Boeing F4U  
Curtiss "Hawk" 9AE  
Curtiss SBC3 "Helldiver"  
M-2 "Mail Plane"



## SUPER MODERN JET AIR LINERS

Pan American Boeing 707  
TWA Boeing 707  
TU104 Russian Jet



## RACING SPORT CARS

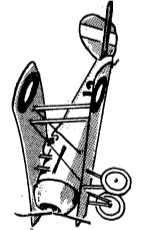
The MG  
The Jaguar  
Ferrari 342  
Ferrari Sportster  
The Cunningham



## A FEW OF AURORA'S SCALE MODEL KITS

### FAMOUS FIGHTERS OF WORLD WAR I

DeHaviland Tiger Moth  
French Nieuport  
Sopwith Camel  
British Scout SE-5  
German Albatross D-3  
Fokker DR-1 Triplane  
Fokker D-7  
Spad 13  
Nieuport 28  
Praiz D-3  
DeHaviland DH-4  
JN-28 "Jenny"  
"Jenny"  
DeHaviland DH-10 Bomber  
Gotha Bomber



### FAMOUS FIGHTERS OF WORLD WAR II

P-38 Lockheed Lightning  
P-51 Mustang  
Curtiss P-40  
Hellcat  
AT-6 Texan  
SNJ Navy Trainer  
B-17 Flying Fortress  
British Spitfire  
ME-109 Messerschmitt  
Japanese Zero  
Russian Mig-19  
Focke-Wulf



Mail this coupon and 10c for your New AURORA FULL COLOR 32 PAGE COLLECTOR'S CATALOGUE OF HOBBY KITS

AURORA PLASTICS CORP. DEPT. C  
44 Cherry Valley Rd., W. Hempstead, New York

Please rush me by return mail the new 32 page full-color AURORA HOBBY KIT CATALOGUE. I am enclosing 10c in stamps or coin.

NAME (PLEASE PRINT) .....  
ADDRESS .....  
CITY ..... ZONE .....  
STATE .....  
CONTENTS: MERCHANDISE—Postmaster: This parcel may be opened for postal inspection. Return postage guaranteed.  
Cut Along Line

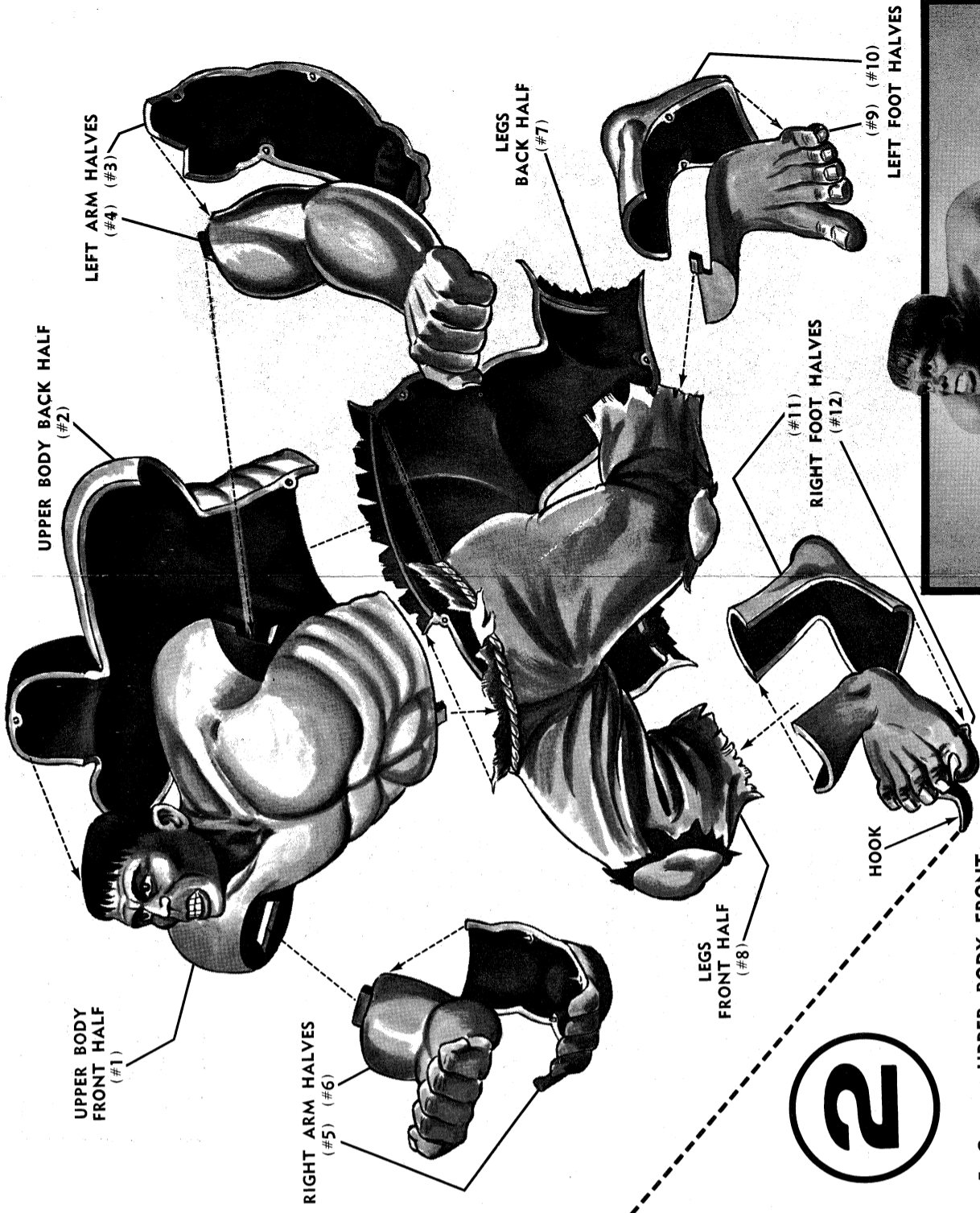
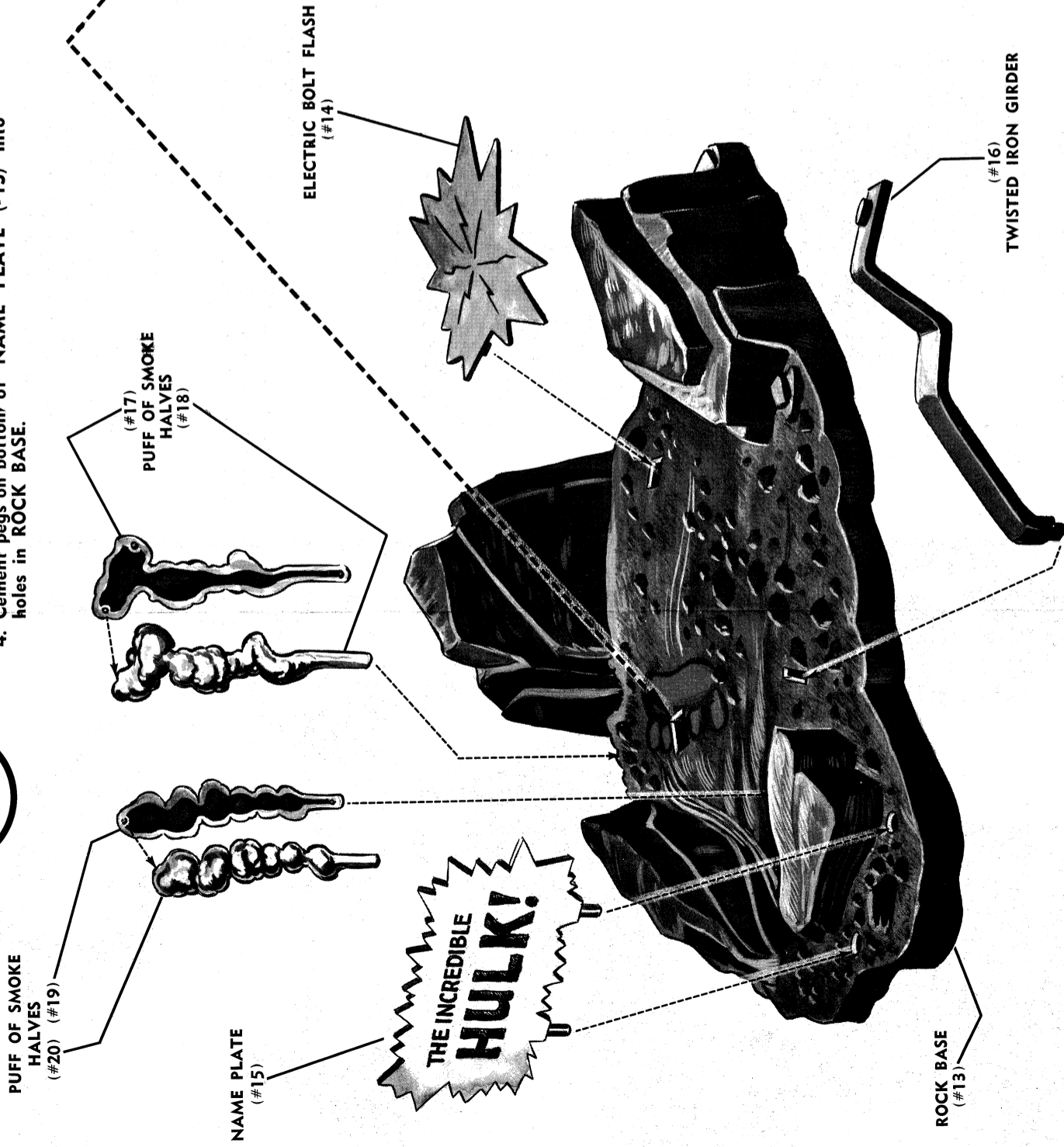
# THE INCREDIBLE THULU

FOR SUGGESTED DETAIL PAINTING SCHEME - SEE ILLUSTRATIONS. Paint parts as indicated and allow to dry before assembling.

For best results, use only AURORA'S SPEED-DRY ENAMEL - ONE COAT COVERS - DRIES IN 30 MINUTES - NO BRUSH MARKS.

**1**

1. Cement PUFF OF SMOKE HALVES (#19) (#20) and (#17) (#18) together. Then cement assembled PUFFS OF SMOKE to ROCK BASE (#13).
2. Cement ELECTRIC BOLT FLASH (#14) to ROCK BASE.
3. Cement TWISTED IRON GIRDER (#16) to ROCK BASE.
4. Cement pegs on bottom of NAME PLATE (#15) into holes in ROCK BASE.



**2**

5. Cement UPPER BODY FRONT (#1) and BACK (#2) HALVES together.
6. Cement LEGS FRONT (#8) and BACK (#7) HALVES together. Then cement assembled LEGS to assembled UPPER BODY.
7. Cement RIGHT ARM HALVES (#5) (#6) together. Then cement assembled RIGHT ARM to BODY.
8. Cement LEFT ARM HALVES (#3) (#4) together. Then cement assembled LEFT ARM to BODY.
9. Cement RIGHT FOOT HALVES (#11) (#12) together. Then cement assembled RIGHT FOOT to RIGHT LEG.
10. Cement LEFT FOOT HALVES (#9) (#10) together. Then cement assembled LEFT FOOT to LEFT LEG.
11. Slide Hook on bottom of RIGHT FOOT into slot in ROCK BASE, and cement into position.
12. Follow Box Top Illustration for color indications. Or follow these suggestions for coloring parts:

- HAIR - BLACK
- HULK'S SKIN - GREEN
- TROUSERS - BROWN
- ROPE BELT - TAN
- ELECTRIC FLASH - YELLOW
- GIRDER - RED
- PUFFS OF SMOKE - PURPLE
- ROCK BASE - GRAY and BROWN
- NAME PLATE - WHITE and RED

