

# KING KONG

ALL PLASTIC ASSEMBLY KIT

**BUILD AND PAINT YOUR MODEL ANY WAY YOU WANT, BUT FIRST READ THE GENERAL INSTRUCTIONS ON THE BACK PAGE**

**CHECK WITH YOUR DEALER FOR THESE OTHER GREAT AURORA HOBBY KITS**

FAVORITES FROM TV, MOVIES AND THE COMICS

"2001" Moon Bus  
"2001" Pan Am Space Clipper  
"Fantastic Voyage" Voyager  
"Invaders" UFO  
"Land of the Giants" Spaceship  
"Land of the Giants" Rattlesnake  
"Lost in Space" Robinson Family

"Lost in Space" Robot  
"Voyage to the Bottom of the Sea" Flying Sub  
Seaview Submarine  
American Astronaut  
Chitty Chitty Bang Bang  
Archie's Car  
Banana Splits Banana Buggy

Superman  
Batman  
The Batmobile  
Spider-Man  
The Hulk  
Captain America  
Tarzan

## FAMOUS FIGHTERS OF WORLD WAR I

British Scout SE-5A  
Fokker D-7  
Breguet 14A  
Albatross D-3  
Fokker DR-1 Triplane  
Nieuport 11  
Sopwith Camel  
Halberstadt CL-2

## SPORTS AND RACING CARS

Porsche 904  
Ford GT  
Chaparral  
XK-E Jaguar  
Rover BRM  
Cobra GT

## THE SCENE MACHINES — WAY-OUT HOTRODS

Blackbeard's Tub — Surfin' Pirate Ship  
Drop Out Bus — Drag Strip Terror  
Peppermint Fuzz — Police Car Put On  
Boob Tube — TV News Wagon  
The Wurst — Hot Dog Truck Supreme  
Teepee '41" — The Original Camper

## HELICOPTERS

Sikorsky Sky Crane  
Lockheed AH-56A Cheyenne  
Sikorsky HH-3 "Jolly Green Giant"  
Boeing-Vertol Chinook  
Bell Huey Cobra

## THE GREAT SAILING SHIPS

Wanderer Whaler  
Bon Homme Richard  
Hartford  
Sea Witch  
Constitution  
Sovereign of the Seas  
Roman Bireme  
Black Falcon Pirate Ship

## GLOW IN THE DARK MONSTERS

The Wolf Man  
The Phantom of the Opera  
The Forgotten Prisoner  
Dracula  
The Frankenstein Monster  
The Mummy  
The Creature from the Black Lagoon  
Dr. Jekyll as Mr. Hyde  
The Hunchback of Notre Dame  
Salem Witch  
King Kong  
Godzilla

## FAMOUS WARSHIPS

Hydrofoil Gunboat Tucumcari  
Carrier U.S.S. Forrestal  
Atomic Submarine Nautilus  
Battleship U.S.S. Iowa  
German Wolf Pack U Boat  
Atomic Powered Carrier Enterprise  
Russian Guided Missile Sub  
Helicopter Carrier Guadalcanal

## ANIMALS

American Buffalo  
White Stallion  
Black Bear  
Yearling Horse  
White Tail Deer

## MODERN JET AIR LINERS

Boeing 707  
Boeing 727  
Boeing 737  
Boeing 747 Jumbo Jet  
Douglas DC-8  
Douglas DC-9  
Convair 880

## ARMORED FIGHTING VEHICLES

American Sherman Tank  
Russian Stalin Tank  
Japanese Model 2597 Tank  
Swedish "S" Tank  
British Churchill Tank  
British Centurion Tank  
German Tiger Tank  
American-German Main Battle Tank

Mail this coupon and 50c

for your New **AURORA FULL COLOR**  
**COLLECTOR'S CATALOGUE**  
**OF HOBBY KITS**

AURORA PRODUCTS CORP. DEPT. C  
44 Cherry Valley Rd., W. Hempstead, New York 11552  
Please rush me by return mail the new  
full-color AURORA HOBBY KIT CATALOGUE. I am  
enclosing 50c in stamps or coin.

NAME (PLEASE PRINT) .....  
ADDRESS .....  
CITY .....  
STATE ..... ZIP CODE .....

CONTENTS: MERCHANDISE—Postmaster: This parcel  
may be opened for postal inspection. Return postage  
guaranteed. Cut Along Line

Every effort has been made to insure  
the completeness of this kit—however,  
should any part be missing, write direct-  
ly to:

AURORA PRODUCTS CORP. DEPT. M  
44 Cherry Valley Rd., W. Hempstead, New York 11552

(WHEN WRITING PLEASE PRINT YOUR  
NAME AND ADDRESS PLAINLY. KIT  
NAME AND NUMBER MUST BE IN-  
CLUDED.)



## KING KONG

Seven million years ago a gigantic ape was born on a small island off the Malay Peninsula. While still a baby, Kong's parents were killed by a tyrannosaurus. Millions of years passed, but the island remained the same. Prehistoric monsters still roamed there. It was as if time stopped on this one small island. King Kong grew unbelievably large and strong. Savage natives invaded the island, but Kong remained absolute ruler. In desperation, the natives built an immense wall across the base of the island to keep out the prehistoric creatures and the monster, Kong. They worshipped Kong as a god and appeased his wrath by sacrificing young natives to him.

A movie producer, known for his exciting and dangerous films, acquired a crudely drawn map of Kong's island, Skull Island. He hired a tramp steamer and set sail from New York in quest of adventure. With him was a girl, an unknown whom he was going to make into a star. As weeks passed, the crew became disturbed at the secrecy of the voyage. Only the producer knew the destination. They were also disturbed by the great quantity of ammunition and gas bombs on board, enough to launch a full scale war. Finally, the crew insisted upon knowing the destination, so the producer asked if they had ever heard of King Kong. Of course they had, since it was a Malay superstition that most sailors had heard at one time or another. He told them that it was not a superstition, that he had the only existing map of the legendary island where Kong lived. Skull Island was their destination!

Early one morning the ship became fog-bound in strange waters. Suddenly out of the mists arose a gigantic skull. On closer inspection, the crew realized that it was only a rock formation, the one for which the island was named. In fact, the whole island was surrounded by rocks except for a small sandy peninsula. From the deck they could see the enormous retaining wall. They shuddered at the horrors that lay in wait for them behind the wall.

Landing on the beach of this Lost World, they realized that a sacrificial ceremony was going on. A native spotted them and the ceremony stopped. Their witch doctor wanted the girl from the ship as a gift for Kong. The crew refused and ran for their lives.

That night a group of the natives kidnapped the girl from the ship. They tied her to a stone altar outside of the gates of the wall. She heard the sounds of some immense beast drawing closer. The natives ran in terror. Kong came out of the jungle. He approached the altar, ready to take his delicious snack. Suddenly he stopped. Never had he seen a creature like this, a girl with golden hair. He picked her up

and held her close to his hideously wrinkled face. His hot breath seared her flesh. Then he carried her off into the jungle.

By now the crew realized that the girl was gone and went in search of her. They tore open the gates in time to see Kong carry her off. The producer sent back to the ship for gas bombs. When they arrived, he and the crew plunged into the dense underbrush. Overhead they saw flying lizards, around them they heard weird noises. From a thicket a gigantic spiked-tailed monster charged at them. Bullets would not stop it. Luckily, the gas bombs did, and the beast fell to the ground, stunned. Now they were able to kill the beast at close range.

Then the girl was sighted high on a ledge. A plan of rescue was decided upon. The crew would divert the ape while the first mate climbed onto the ledge to bring her down. It worked, but now they had to get back to the wall. They scattered, each taking a different path so Kong would be unable to follow them too easily.

Once inside the gates, the producer decided to bring King Kong back to civilization rather than to film him. Using the girl as a lure, they got Kong inside the gates where they used gas bombs to subdue him. Then, heavily chained, they loaded the unconscious Kong onto the ship.

Back in New York, King Kong was to go on display in the city's largest theater. Crowds gathered at the entrance. When the last person had been admitted, the lights grew dim. The building was silent with expectation. At last the curtain went up. There, behind bars was the mighty Kong. The crowd grew noisy in their fear and amazement. The noise so enraged Kong that with his tremendous strength he broke through the bars which imprisoned him. Frightened people scattered in all directions.

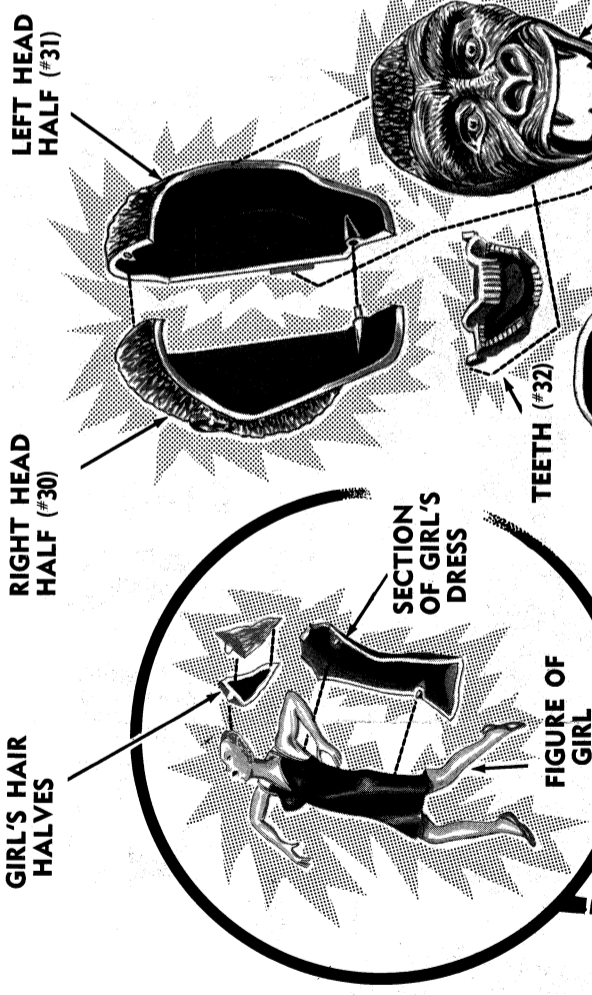
Kong got loose on the street. Helicopters followed his path of destruction. Buildings toppled. He crushed the elevated trains with one powerful blow from his mighty fist. At the Empire State Building Kong found what he was searching for, the girl from the voyage. He snatched her up and began climbing the side of the building. Fighter planes were called out. Kong set the girl on a ledge and began swatting at the planes as if they were flies. Finally, one plane got in range and mortally wounded Kong. He came crashing down the side of the building to the street beneath.

When the people realized that the monster, Kong, eighth wonder of the world, was killed, they breathed a sigh of relief. But, what of the rumors that Kong had a son? Is it merely legend — or is it fact?

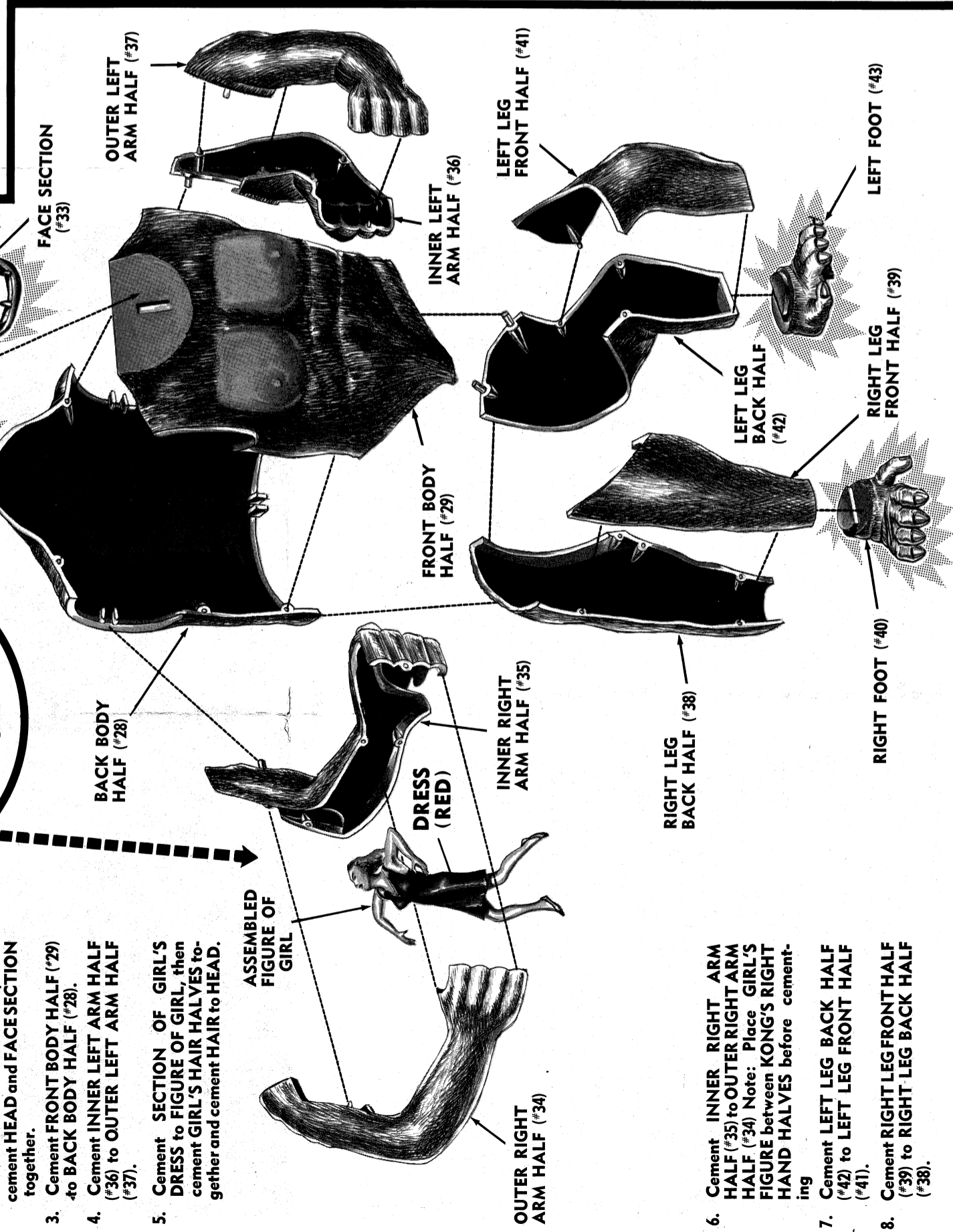
# KING KONG

**NOTE: For Kit No. 465**  
 THIS MONSTER KIT INCLUDES PARTS MOLDED IN "FRIGHTENING" LIGHT-BEFORE ASSEMBLING, TAKE ALL PARTS INTO A DARKENED ROOM OR CLOSET TO DETERMINE WHICH FEATURES TO PAINT AND WHICH TO LEAVE WITH GHOULISH GLOW POWER.

**1**



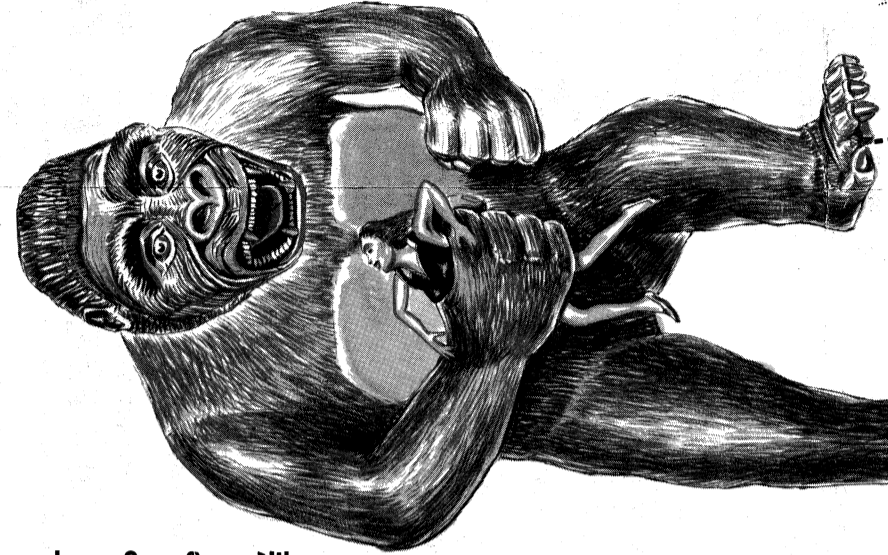
- Slide Pegs on each side of **TEETH (#32)** between **Ribs** on each side of **Jaw** inside of **FACE SECTION (#33)**. Press **TEETH** firmly against **Lips** and cement into place.
- Cement **LEFT HEAD HALF (#31)** to **RIGHT HEAD HALF (#30)**. Then cement **HEAD** and **FACE SECTION** together.
- Cement **FRONT BODY HALF (#29)** to **BACK BODY HALF (#28)**.
- Cement **INNER LEFT ARM HALF (#36)** to **OUTER LEFT ARM HALF (#37)**.
- Cement **SECTION OF GIRL'S DRESS** to **FIGURE OF GIRL**, then cement **GIRL'S HAIR HALVES** together and cement **HAIR** to **HEAD**.



- Cement **INNER RIGHT ARM HALF (#35)** to **OUTER RIGHT ARM HALF (#34)**. Note: Place **GIRL'S FIGURE** between **KONG'S RIGHT HAND HALVES** before cementing.
- Cement **LEFT LEG BACK HALF (#42)** to **LEFT LEG FRONT HALF (#41)**.
- Cement **RIGHT LEG FRONT HALF (#39)** to **RIGHT LEG BACK HALF (#38)**.

- Cement **HEAD** to **BODY**.
- Cement **LEFT ARM** and **RIGHT ARM** (with figure) to **BODY**.
- Cement **LEFT** and **RIGHT LEGS** to **BODY**.
- Cement **FEET** to **LEGS**. Set aside to dry.
- Cement **LEAVES, PALM TREES, LIZARDS, SNAKES** and **NAME PLATE** into position.

**2**



Use Only . . .

**AURORA'S**  
 FIREPROOF  
 STYRENE PLASTIC  
 CEMENT

THIS KIT IS MOLDED OF STYRENE PLASTIC

TUBE 10c  
 BOTTLE WITH BRUSH 25c

**MODEL SCALE**  
 1/25  
**ACTUAL SIZE**

FOR SUGGESTED **DETAIL PAINTING SCHEME** — SEE **ILLUSTRATIONS**. Paint parts as indicated and allow to dry before assembling.

