

# THE PHANTOM OF THE OPERA

ALL PLASTIC ASSEMBLY KIT

**BUILD AND PAINT YOUR MODEL ANY WAY YOU WANT, BUT FIRST READ THE GENERAL INSTRUCTIONS ON THE BACK PAGE**



## General Instructions

Before assembling model, study sketch carefully. Avoid getting cement on outer surfaces of model sections. Use cement very sparingly and important—Apply cement to inside surfaces only. Avoid getting cement on hands, so as not to mar or smear plastic surfaces. Do not hurry. Work carefully and patiently. Important Note: Before proceeding to cement parts together, dry (without cement) so that you may familiarize yourself with the parts and how they go together, also noting the points where cement is to be applied. For best results assemble model exactly in the order indicated.

## CHECK WITH YOUR DEALER FOR THESE OTHER GREAT AURORA HOBBY KITS

FAVORITES FROM TV, MOVIES AND THE COMICS

- "2001" Moon Bus
- "Fantastic Voyage" Space Clipper
- "Invaders" UFO
- "Land of the Giants" Spaceship
- "Lost in Space" Robinson Family
- "Lost in Space" Robot
- "Voyage to the Bottom of the Sea" Flying Sub
- Seaview Submarine
- American Astronaut
- Chitty Chitty Bang Bang
- Archie's Car
- Banana Splits Banana Buggy
- Superman
- Batman
- The Batmobile
- Spider-Man
- The Hulk
- Captain America
- Tarzan

### FAMOUS FIGHTERS OF WORLD WAR I

- British Scout SE-5A
- Fokker D-7
- Breguet 14A
- Albatross D-3
- Fokker DR-1 Triplane
- Nieuport 11
- Sopwith Camel
- Halberstadt CL-2

### FAMOUS FIGHTERS OF WORLD WAR II

- North American P-51 Mustang
- Focke-Wulf FW-190
- Curtiss P-40
- Northrop P-61 Black Widow
- Messerschmitt ME-109
- Supermarine Spitfire
- Mitsubishi Zero
- Lockheed P-38 Lightning

### FAMOUS BOMBERS OF WORLD WAR II

- Martin B-26 Marauder
- North American B-25 Mitchell
- Boeing B-29 Super Fortress
- Boeing B-17 Flying Fortress

### MODERN DAY JET AIRCRAFT

- Lockheed C-141 Starlifter
- Convair B-58 Hustler
- General Dynamics F-111A
- Northrop F-5 Freedom Fighter
- North American B-70
- North American X-15 Rocket Plane
- Cessna A-37 Strike Jet
- Russian MiG-19

### MODERN JET AIR LINERS

- Boeing 707
- Boeing 727
- Boeing 737
- Boeing 747 Jumbo Jet
- Douglas DC-8
- Douglas DC-9
- Convair 880

### THE SCENE MACHINES — WAY-OUT HOTRODS

- Blackbeard's Tub — Surfin' Pirate Ship
- Drop Out Bus — Drag Strip Terror
- Peppermint Fuzz — Police Car Put On
- Boob Tube — TV News Wagon
- The Wurst — Hot Dog Truck Supreme
- Teepee "T" — The Original Camper

### GLOW IN THE DARK MONSTERS

- The Wolf Man
- The Phantom of the Opera
- The Forgiven Prisoner
- Dracula
- The Frankenstein Monster
- The Mummy
- The Creature from the Black Lagoon
- Dr. Jekyll as Mr. Hyde
- The Hunchback of Notre Dame
- Salem Witch
- King Kong
- Godzilla

### ARMORED FIGHTING VEHICLES

- American Sherman Tank
- Russian Stalin Tank
- Japanese Model 2597 Tank
- Swedish "S" Tank
- British Churchill Tank
- British Centurion Tank
- German Tiger Tank
- American-German Main Battle Tank

### SPORTS AND RACING CARS

- Porsche 904
- Ford GT
- Chaparral
- XK-E Jaguar
- Rover BRM
- Cobra GT
- Mako Shark
- Lola Ford T-70
- Mustang
- Chevy Monza GT
- Cobra GT

### HELICOPTERS

- Sikorsky Sky Crane
- Lockheed AH-56A Cheyenne
- Sikorsky HH-3 "Jolly Green Giant"
- Boeing-Vertol Chinook
- Bell Huey Cobra

### THE GREAT SAILING SHIPS

- Wanderer Whaler
- Bon Homme Richard
- Hartford
- Sea Witch
- Constitution
- Sovereign of the Seas
- Roman Bireme
- Black Falcon Pirate Ship

### FAMOUS WARSHIPS

- Hydrofoil Gunboat Tucumcari
- Carrier U.S.S. Forrestal
- Atomic Submarine Nautilus
- Battleship U.S.S. Iowa
- German Wolf Pack U. Boat
- Atomic Powered Carrier Enterprise
- Russian Guided Missile Sub
- Helicopter Carrier Guadalcanal


### ANIMALS

- American Buffalo
- White Stallion
- Black Bear
- Yearling Horse
- White Tail Deer

Every effort has been made to insure the completeness of this Kit—however, should any part be missing, write directly to:

AURORA PRODUCTS CORP. DEPT. M  
44 Cherry Valley Rd., W. Hempstead, New York 11552

(WHEN WRITING PLEASE PRINT YOUR NAME AND ADDRESS PLAINLY. KIT INCLUDED.)



### 'ABOUT THE PHANTOM OF THE OPERA

Audiences gasped and shuddered to their hearts' delight while viewing the original horror movie, "The Phantom of the Opera." First released in 1925 as a silent film, it starred Lon Chaney, dubbed "the man of a thousand faces" because of the theatrical bag of tricks he employed to completely alter his features. In this movie classic, he succeeded through countless devices in transforming his face to take on the appearance of a skull. To further enhance the drama, the gruesome face of the Phantom was cloaked in secrecy, no still photos were allowed to be published until well after the release of the film. In fact, it is not until the fifth reel that he was seen unmasked.

The bizarre plot revolves around an insane musician seeking revenge for his disfigured features by menacing the Paris Opera House, played so eloquently by Chaney that it fairly frightened the public out of its wits!

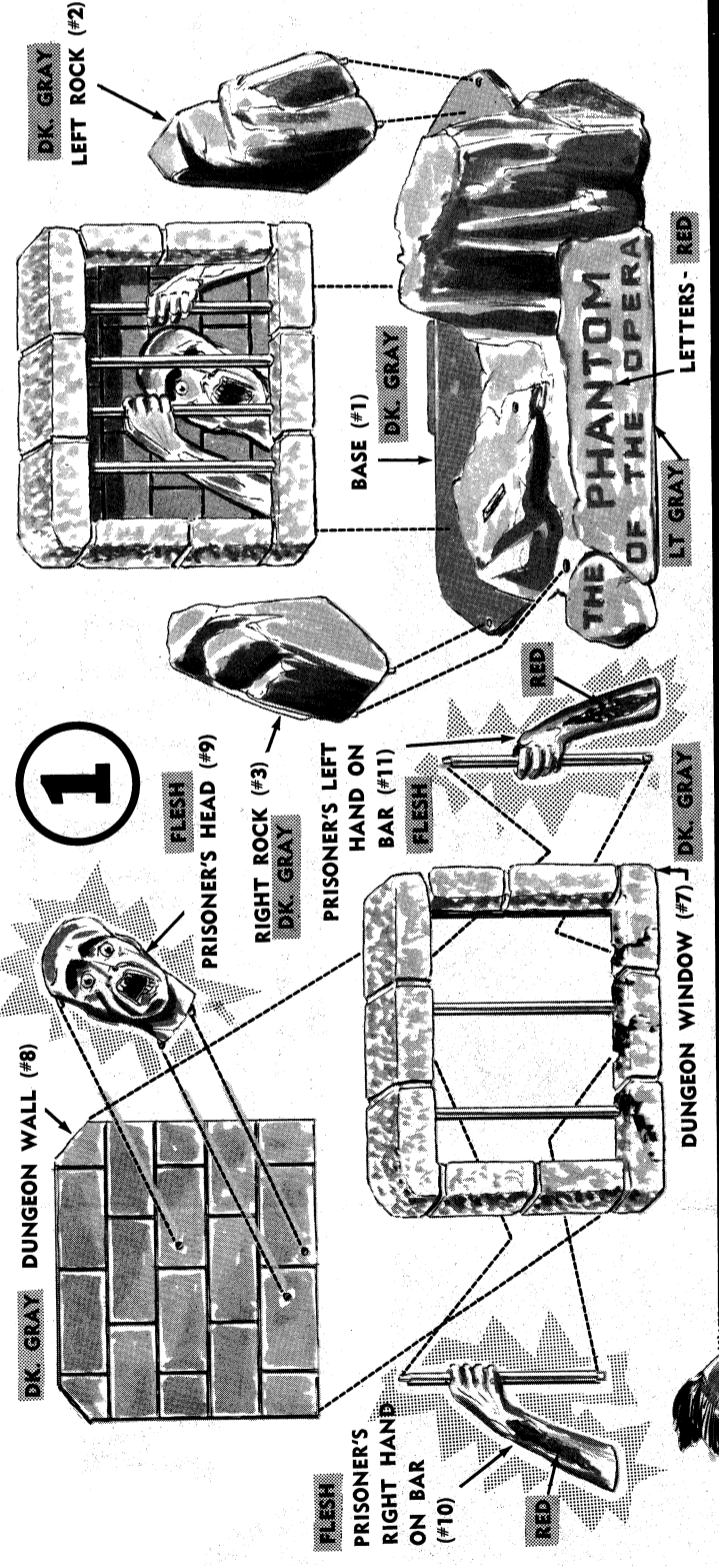
The Paris Opera House of 1880 was thrown into series of turmoil by strange events attributed to the invasion of

evil spirits . . . actually created by the mysterious Phantom. His main ambition was to train a beautiful young opera singer to achieve the honor of Prima Donna; thus he left the subterranean quarters where he made his home to launch a reign of terror. Maintaining his horrible secret, he continued his horrendous acts by killing in unique, violent methods, climaxing his mad rampage by causing a massive chandelier to crash upon an unsuspecting audience. Exercising a spell over his protegee, he hypnotized the soprano into following him into the catacombs under the opera house where, to her utter terror, he tore off his mask!

The lover of the captive singer, falling prey to the phantom in his efforts to rescue her, was forced to endure the torture chamber before being saved by an agent of the secret police. The Phantom, in the meantime, made good his escape amidst the confusion. In a spine-tingling chase, the furious mob captured the fleeing villain who suffered as violent a death as his victims.

# The PHANTOM OF THE OPERA

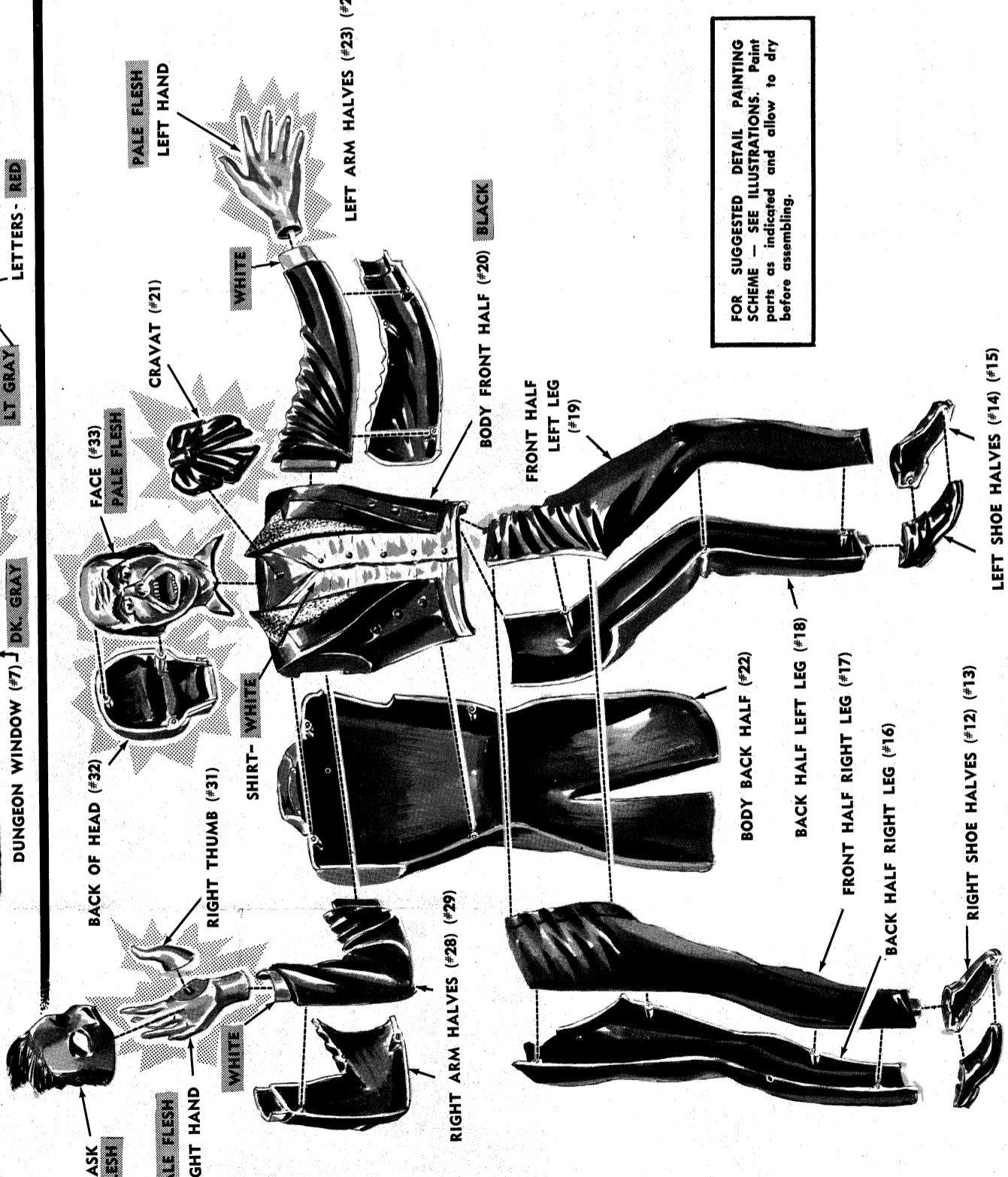
MODEL SCALE  
1/8  
ACTUAL SIZE



**1**

**NOTE: For Kit No. 451**  
THIS MONSTER KIT INCLUDES PARTS MOLDED IN "FRIGHTENING" LIGHT-SENSITIVE PLASTIC. BEFORE ASSEMBLING, TAKE ALL PARTS INTO A DARKENED ROOM OR CLOSET TO DESTROY FEATURES WHICH LEAVE WITH GHOULISH GLOW POWER.

1. Cement PRISONER'S HEAD (#9) to DUNGEON WALL (#8).
2. Cement PRISONER'S RIGHT HAND ON BAR (#10) and PRISONER'S LEFT HAND ON BAR (#11) into position inside DUNGEON WINDOW (#7).
3. Cement DUNGEON WALL (#8) to back of DUNGEON WINDOW (#7).
4. Cement RIGHT ROCK (#3) and LEFT ROCK (#2) into position on BASE (#1).
5. Cement DUNGEON WINDOW ASSEMBLY into position between the ROCKS in BASE (#1).




**2**

6. Cement RIGHT SHOE HALVES (#12) and LEFT SHOE HALVES (#14) together.
7. Cement FRONT and BACK RIGHT LEG HALVES (#16) and BACK LEFT LEG HALVES (#18) together. NOTE: Allow small assemblies to dry a few minutes before further assembly.
8. Cement RIGHT and LEFT LEG assemblies together.
9. Cement RIGHT and LEFT SHOE assemblies to RIGHT and LEFT LEGS.
10. Cement BODY FRONT HALF (#20) to BODY BACK HALF (#22).
11. Cement FACE (#33) to BACK of HEAD (#32).
12. Cement HEAD ASSEMBLY into position on BODY.
13. Cement BODY ASSEMBLY to LEGS ASSEMBLY.
14. Cement RIGHT ARM HALVES (#28) and LEFT ARM HALVES (#29) together.
15. Cement RIGHT THUMB (#31) to RIGHT HAND.
16. Cement MASK onto RIGHT HAND and then cement RIGHT HAND ASSEMBLY to RIGHT ARM.
17. Cement LEFT HAND to LEFT ARM.
18. Cement complete LEFT and RIGHT ARM ASSEMBLIES to BODY.
19. Cement CRAWAT (#21) to shirt front.



**3**

20. Cement FIGURE to BASE (#1). (ALLOW TO DRY.)
21. Cement CLOAK (#26) to FIGURE.
22. Cement CLOAK CORD (#27) into position across chest.
23. Cement LEFT and RIGHT RAT HALVES (#5) and (#6) together and cement to BASE.
24. Cement LIZARD to BASE.



FOR SUGGESTED DETAIL PAINTING SCHEME - SEE ILLUSTRATIONS. Paint parts as indicated and allow to dry before assembling.