

INSTRUCTIONS FOR ASSEMBLING

The CREATURE

© 1963 UNIVERSAL PICTURES CO., INC.

AURORA

IMPORTANT - READ THIS FIRST!

Before assembling model, study sketch carefully.

Important—Apply cement to inside surfaces only. Avoid getting cement on outer surfaces of model sections. Use cement very sparingly and avoid getting cement on hands, so as not to mar or smear plastic surfaces.

Do not hurry. Work carefully and patiently. **Important Note:** Before proceeding to cement parts together, it is advisable to fit parts together dry (without cement) so that you may familiarize yourself with the parts and how they go together, also noting the points where cement is to be applied.

For best results assemble model exactly in the order indicated.

This kit is molded of styrene plastic—Use only Aurora's Fireproof Styrene Cement and Aurora's Speed-Dry Enamel. Assure yourself of a perfect model every time!

The Creature from the Black Lagoon

In the beginning of time as the gasses cooled, the plant Earth became covered with oceans. Slowly life began to evolve in the oceans. As the waters receded and continents were formed life moved from the water to the land. From this primeval slime 150 million years ago came a Creature so horrible as to be unbelievable. At least ten feet tall, it was neither fish nor human but a hideous combination of both. Instead of hands and feet it had long webbed claws. It was completely covered with scales. Down the center of its back was a double row of fins. Its head was ghastly to behold. The eyes were without benefit of eyelids. The mouth was a wide slash across the face, constantly pulsating. There was no real nose. Where ears should have been there were gills throbbing like the mouth.

As the earth went through its many upheavals the Creature dropped back into the slime. Millions of years passed and it remained in a suspended state. Then, from the time of the ancient Greeks tales of a dreadful sea monster came down through the centuries. These tales were attributed to the overactive imaginations of superstitious sailors.

A group of oceanographers went to the Black Lagoon in the steaming Amazon jungle in search of rare fish and plant life. They pulled up their fishing nets only to find them hopelessly torn. Donning oxygen tanks, two of the men went into the water to investigate. Suddenly, from the forbidding depths came a hideous being. The Creature of the legends had again risen from the slime. The divers drew their spear-guns but were powerless against its savage attack. With a brutal swipe of its clawed fin the Creature broke the neck of one diver. The other diver barely escaped a similar fate.

Back on board the boat the remaining diver related the dreadful experience. The crew rescued the body of the other man and headed out of the lagoon. They began to plan the capture of the Creature. The mouth of the lagoon was barricaded. When they were deciding how to remove the obstacle the Creature climbed into the boat. Before anyone realized what was happening it kidnapped a woman and dragged her beneath the water. All thought of capture was abandoned. The diver grabbed his spear-gun and followed the vanishing figures. A rocky wall appeared before him. He entered a crevasse which opened into a cave, the underwater lair of the Creature. There he found the Creature and its captive. The diver took careful aim with his spear-gun and fired. The spears merely glanced off the Creature's scaly body.

The other members of the group found an alternate entrance to the cave on shore. Armed with pistols and rifles they climbed down into it. As their eyes became accustomed to the gloom the rescue party saw their companions. Disregarding warnings the rescuers scrambled over the slippery rocks. From around a boulder the Creature appeared. The men fired at it. Bullets were far more effective than spears. A vile substance oozed from the wounds. For a time it looked like the Creature would attack. Instead it climbed out of the cave. The men pursued it through the jungle. It was fantastic that anything could have survived but, undaunted, the Creature continued to the sea.

They watched as the Creature swam out and then disappeared beneath the water. Who would believe what they had seen? You may. Someday, as you look at the ocean water and hear a splashing, you see a fish, look closer. Then run for your life.

Every effort has been made to insure the completeness of this kit—however, should any part be missing, write directly to:

AURORA PLASTICS CORP.
West Hempstead, L. I., N. Y., Dept. M

(When writing please print your NAME and ADDRESS PLAINLY)

MODERN DAY FIGHTERS

- F8U-1 Crusader
- B-47 Stratojet
- Douglas F4D "Skyray"
- Grumman F9F6 "Cougar"
- B-52 Stratofortress
- Convair F102 "Dart"
- Lockheed F-104 "Starfighter"
- F-100 Super Sabre
- B-36 Convair Bomber
- F-90 Lockheed
- F9F Panther Jet
- F-94C "Starfire"
- F86D Sabre Jet
- Convair Y-4 "Pogo"
- Lockheed VTO
- Verijet with Platform Trailer
- F-101 Voodoo
- North American F-107A
- F-105 Thunderchief
- Aero Arrow CF105

WORLD'S FIRST MANNED SPACE SHIP

- X-15 Sateloid Rocket Plane

GIANT BOMBERS

- B-26 Marlin "Marauder"
- B-29 Superfortress
- B-25 Mitchell Bomber
- PBY "Catalina"
- B-58 Hustler
- Russian Nuclear Bomber

FAMOUS WARSHIPS

- Pocket Battleship Graf Spee
- Battleship U.S.S. Iowa
- Destroyer U.S.S. Halford
- Carrier U.S.S. Saratoga
- Destroyer U.S.S. Bennion
- Cruiser U.S.S. St. Paul
- Carrier U.S.S. Forrestal Wolf
- Submarine U.S.S. Nautilus
- Ship Atlantis—German Raider

FAMOUS SAILING SHIPS

- Pirate Ship Black Falcon
- Chinese Junk
- Viking Ship
- Blue Nose Schooner
- Cutty Sark
- Corsair

FAMOUS ARMY COMBAT UNITS

- German "Panther" Tank
- Russian "Stalin" Tank
- "General Patton" Tank
- U.S. Army 8" Howitzer
- U.S. Army M8 Munitions Carrier
- U.S. Army 135 MM "Long Tom"
- U.S. Army 8" Howitzer with M8 Munitions Carrier

WHIRLYBIRDS

- Piazecki H-25A "Army Mule"
- Kaman Hawk "Egg Beater"
- Hiller Hornet "Ram Jet"
- Sikorsky S-55 "Windmill"
- Piazecki H-21 "Work Horse"

POPULAR PLANES OF THE 1930's

- Boeing P-26A
- Boeing P-12E
- Boeing F4B
- Curtiss "Hawk" P&E
- Curtiss 3BC "Helldiver"
- M-2 "Mail Plane"

SUPER MODERN JET AIR LINERS

- Pan American Boeing 707
- TWA Boeing 707
- TUI04 Russian Jet

RACING SPORT CARS

- The MG
- The Jaguar
- Ferrari 342 "America"
- Ferrari Sportster
- The Cunningham

A FEW OF AURORA'S SCALE MODEL KITS

FAMOUS FIGHTERS OF WORLD WAR I

- DeHavilland Tiger Moth
- French Nieuport
- Spanish Cam SE-5
- British Sopwith D-3
- Albatross D-3
- Fokker DP-1 Triplane
- Fokker D-7
- Spad 13
- Nieuport 28
- Platz D-3
- DeHavilland DH-4
- F28 "Brisfit"
- JN-4 "Jenny"
- DeHavilland DH-10 Bomber
- Gotha Bomber

FAMOUS FIGHTERS OF WORLD WAR II

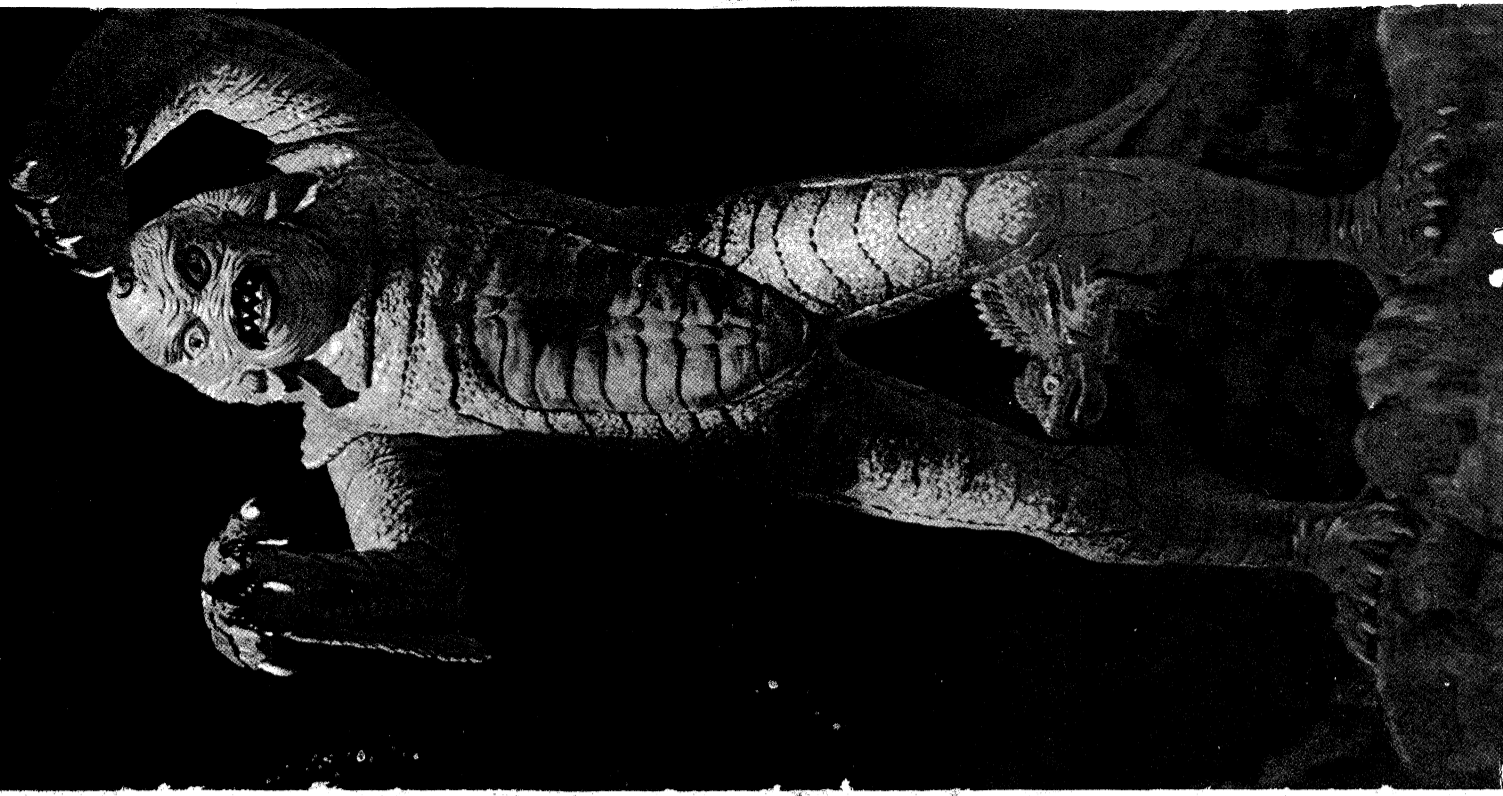
- P-38 Lockheed Lightning
- P-51 Mustang
- Curtiss P-40
- Helicat
- Yukon
- Super T. Trainer
- B-17 Flying Fortress
- British Spitfire
- ME-109 Messerschmitt
- Japanese Zero
- Russian Mig-19
- Focke-Wulf

Mail this coupon and 10c for your New AURORA FULL COLOR 32 PAGE COLLECTOR'S CATALOGUE OF HOBBY KITS

AURORA PLASTICS CORP. DEPT. C
44 Cherry Valley Rd., W. Hempstead, New York

Please rush me by return mail the new 32 page full-color AURORA HOBBY KIT CATALOGUE. I am enclosing 10c in stamps or coin.

NAME (PLEASE PRINT)
ADDRESS
CITY ZONE
STATE
CONTENTS: MERCHANDISE—Postmaster: This parcel may be opened for postal inspection. Return postage guaranteed.
Cut Along Line



© 1963

AURORA PLASTICS CORP.
WEST HEMPSTEAD, L. I., N. Y.

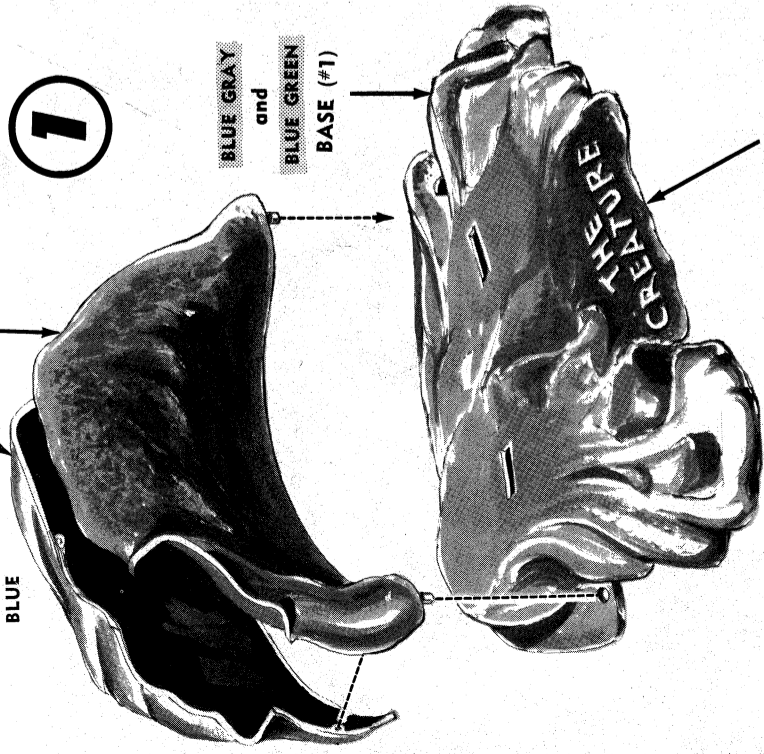
MADE IN U.S.A.

LITHO IN U.S.A.

FOR SUGGESTED DETAIL PAINTING SCHEME — SEE ILLUSTRATIONS. Paint parts as indicated and allow to dry before assembling.

For best results, use only AURORA'S SPEED-DRY ENAMEL — ONE COAT COVERS — DRIES IN 30 MINUTES — NO BRUSH MARKS.

ROCK HALVES (#3) and (#2)



BLUE
BLUE GRAY and BLUE GREEN BASE (#1)

LETTERING— LT. BLUE GRAY

1

1. Cement ROCK HALVES (#2) and (#3) together.
2. Cement ROCK ASSEMBLY to BASE (#1).

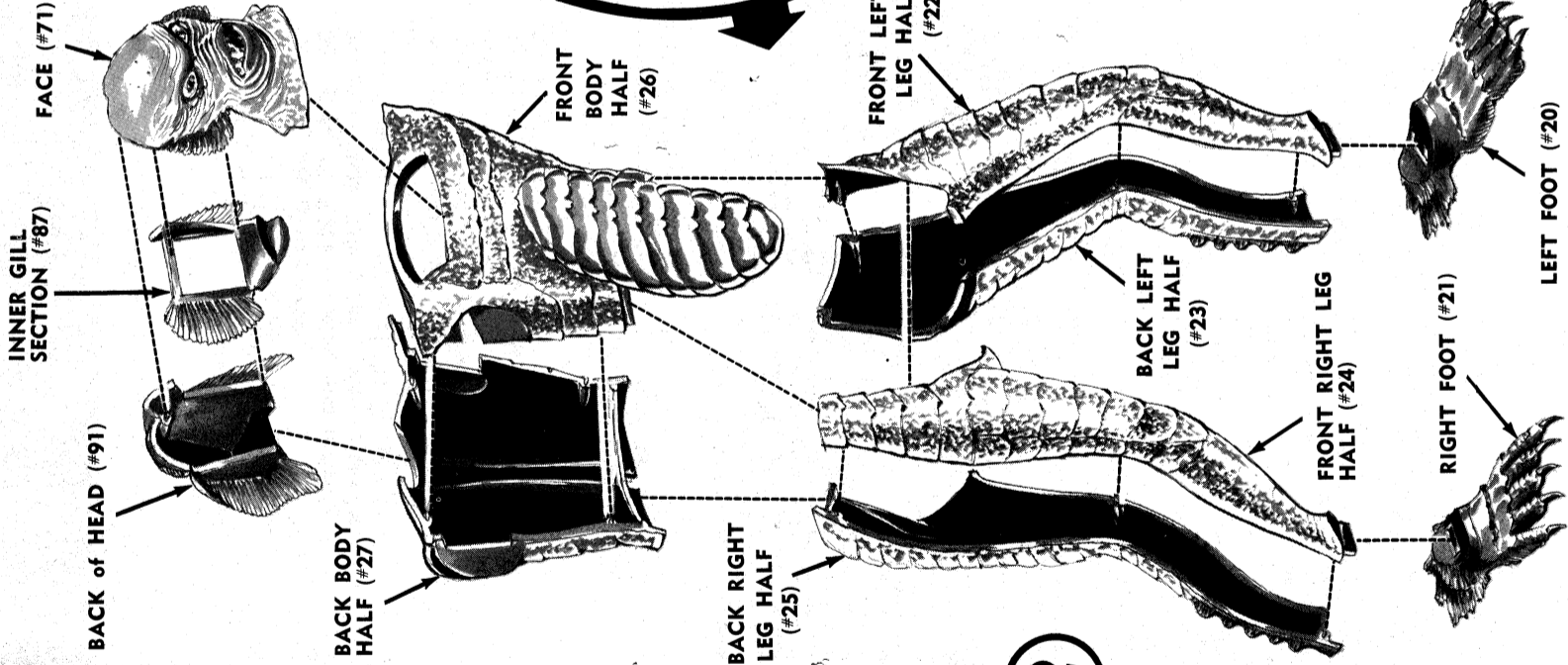
3. Cement FRONT (#22) and BACK (#23) LEFT LEG HALVES together.
4. Cement LEFT FOOT (#20) to LEFT LEG.
5. Cement FRONT (#24) and BACK (#25) RIGHT LEG HALVES together.
6. Cement RIGHT FOOT (#21) to RIGHT LEG.
7. Cement LEFT and RIGHT LEGS together.
8. Cement CREATURE in position to BASE.
9. Cement FRONT (#26) and BACK (#27) BODY HALVES together.
10. Cement LEFT (#82) and RIGHT (#92) DORSAL FINS together then cement them to groove in BACK of BODY and LEGS. See detail.
11. Cement INNER GILL SECTION (#87) of HEAD to inside of FACE (#71).
12. Cement BACK of HEAD (#91) to FACE and GILL SECTION.
13. Cement ASSEMBLED HEAD to BODY.
14. Cement LEGS to BODY ASSEMBLY.

"THE ENAMEL WITH THE SPRAYED ON LOOK"



•ONE COAT COVERS
•NO BRUSH MARKS
•DRIES IN 30 MINUTES
•19¢ per 1/2 oz. can
•EASY TO USE ENAMEL PAINT
•MADE IN U.S.A.
also sold in individual bottles... at 10¢ each

SPEED-DRY ENAMELS are AURORA'S REVOLUTIONARY NEW ENAMEL PAINTS developed after years of research especially for Plastic Models and other products of Wood, Metal, Glass or China.



INNER GILL SECTION (#87)

FACE (#71)

BACK of HEAD (#91)

BACK BODY HALF (#27)

BACK RIGHT LEG HALF (#25)

FRONT BODY HALF (#26)

FRONT LEFT LEG HALF (#22)

BACK LEFT LEG HALF (#23)

FRONT RIGHT LEG HALF (#24)

RIGHT FOOT (#21)

LEFT FOOT (#20)

2

THE CREATURE

15. Cement LEFT ARM HALVES (#11) (#12) together then cement RIGHT ARM HALVES (#14) (#15) together.
16. Cement LEFT and RIGHT ARMS to BODY.
17. Cement LEFT (#31) and RIGHT (#61) HANDS to ARMS.
18. Cement LIZARD HALVES (#7) (#8) together.
19. Cement SNAKE'S HEAD (#5) to LOWER JAW and BODY (#4).
20. Cement BRANCH to BASE and SNAKE to BRANCH (#6).
21. Cement LIZARD in position on ROCK.
22. Cement SKELETON HAND (#10) to BASE.

3

NOTE: For Color details, refer to box wrap illustration.

BLOOD on HANDS— RED

MOUTH— RED

LEFT ARM HALVES (#11) (#12)

LEFT HAND (#31)

RIGHT ARM HALVES (#14) (#15)

RIGHT HAND (#61)

RIGHT DORSAL FIN (#92)

LEFT DORSAL FIN (#82)

SNAKE'S LOWER JAW and BODY (#4)

BRANCH (#6)

LT. BROWN

BLACK

BLACK

BLACK

YELLOW

YELLOW

YELLOW

YELLOW

YELLOW

YELLOW

YELLOW

YELLOW

YELLOW

YELLOW

YELLOW

YELLOW

YELLOW

YELLOW

YELLOW

YELLOW GREEN

LIZARD HALVES (#7) (#8)

YELLOW GREEN

YELLOW GREEN

YELLOW GREEN

YELLOW GREEN

YELLOW GREEN

YELLOW GREEN

YELLOW GREEN

YELLOW GREEN

THIS KIT IS MOLDED OF STYRENE PLASTIC

Use Only... AURORA'S FIREPROOF STYRENE PLASTIC CEMENT

TUBE 10¢
BOTTLE WITH BRUSH 25¢

ROCK ASSEMBLY

TONGUE (#9) and MOUTH— RED